


G-ve cocci


Neisseria,


Introduction

- ▶ The neisseriae are gram-negative cocci that usually occur in pairs.
 - ▶ *Neisseria gonorrhoeae* (gonococci) and *Neisseria meningitidis* (meningococci) are pathogenic for humans and typically are found associated with or inside polymorphonuclear cells.
- 

NEISSERIA GONORRHOEAE

- ▶ N. gonorrhoea is primarily localized to mucosal surfaces with relatively infrequent spread to the bloodstream or deep tissues.
- ▶ Infection is **sexually acquired** by direct genital contact, and the primary manifestation is pain and purulent discharge at the infected site

- ▶ In men, this is typically the urethra, and in women, the uterine cervix.
 - ▶ Direct extension of the infection up the fallopian tubes produces fever and lower abdominal pain, a syndrome called **pelvic inflammatory disease (PID)**.
 - ▶ For women, sterility or ectopic pregnancy can be long-term consequences of gonorrhoea.
- 

- ▶ Severe, acute, purulent conjunctivitis.
 - ▶ The most serious form is gonococcal ophthalmia neonatorum, a disease acquired by a newborn from an infected mother.
 - ▶ The disease was formerly a common cause of blindness, which is now prevented by the use of prophylactic topical eye drops or ointment
- 

Neisseria gonorrhoeae - diseases 1 sexually or vertically transmitted

- **Acute:**
urethritis,
cervicitis,
conjunctivitis




Copyright © 2005, 2004, 2000, 1995, 1990, 1985, 1979 by Elsevier Inc.



Copyright © 2005, 2004, 2000, 1995, 1990, 1985, 1979 by Elsevier Inc.

Iren Budai MD

NEISSERIA MENINGITIDIS

- ▶ Meningococci are found in the nasopharyngeal flora of approximately 10% of healthy individuals.
 - ▶ Transmission occurs by inhalation of aerosolized respiratory droplets.
 - ▶ Close, prolonged contact such as occurs in families and closed populations promotes transmission.
- 

MENINGITIS

FEVER

- 38°C or greater

HEADACHE

- lethargy
- mental confusion

NECK

- stiff

RASH

- can be widespread especially on limbs & trunk

NOTE

- place a glass over rash and press gently, if rash does not disappear, it suggests the meningitis rash

