

Project Management

- Organising, planning and scheduling software projects

Software Project Management

- Concerned with activities involved in ensuring that software is delivered on time and on schedule and in accordance with the requirements of the organisations developing and procuring the software
- Project management is needed because software development is always subject to budget and schedule constraints that are set by the organisation developing the software

Software Management Differences

- The product is intangible (Vague)
- The product is uniquely flexible
- Software engineering is not recognized as an engineering discipline with the same status as mechanical, electrical engineering, etc.
- The software development process is not standardised Many software projects are 'one-off' projects

Management Activities

- Proposal writing
- Project planning and scheduling
- Project costing
- Project monitoring and reviews
- Personnel selection and evaluation
- Report writing and presentations

Project Staffing

- May not be possible to appoint the ideal people to work on a project
 - Project budget may not allow for the use of highly-paid staff
 - Staff with the appropriate experience may not be available
 - An organisation may wish to develop employee skills on a software project
- Managers have to work within these constraints especially when (as is currently the case) there is an international shortage of skilled IT staff

Project Planning

- Probably the most time-consuming project management activity
- Continuous activity from initial concept through to system delivery. Plans must be regularly revised as new information becomes available
- Various different types of plan may be developed to support the main software project plan that is concerned with schedule and budget

Types of Project Plan

Plan	Description
Quality plan	Describes the quality procedures and standards that will be used in a project.
Validation plan	Describes the approach, resources and schedule used for system validation.
Configuration management plan	Describes the configuration management procedures and structures to be used.
Maintenance plan	Predicts the maintenance requirements of the system, maintenance costs and effort required.
Staff development plan.	Describes how the skills and experience of the project team members will be developed.

Project Planning Process

```
Establish the project constraints
Make initial assessments of the project parameters
Define project milestones and deliverables
while project has not been completed or cancelled do loop
    Draw up project schedule
    Initiate activities according to schedule
    Wait ( for a while )
    Review project progress
    Revise estimates of project parameters
    Update the project schedule
    Re-negotiate project constraints and deliverables
    if ( problems arise ) then
        Initiate technical review and possible revision
    end if
end loop
```

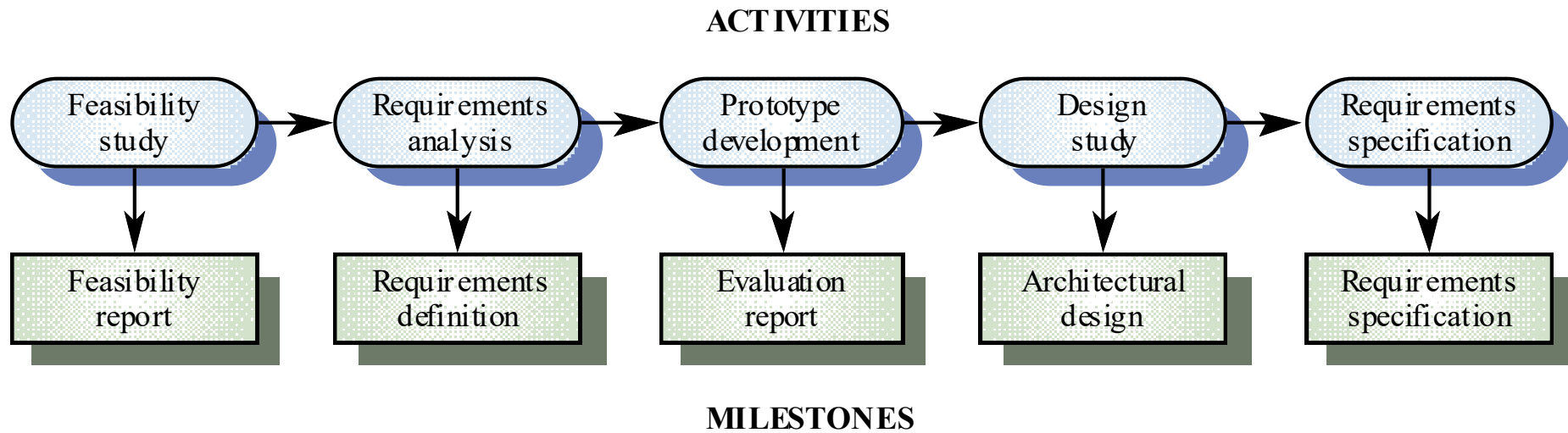

Project Plan Structure

- Introduction
- Project organisation
- Risk analysis
- Hardware and software resource requirements
- Work breakdown
- Project schedule
- Monitoring and reporting mechanisms

Activity Organization

- Activities in a project should be organised to produce real outputs for management to judge progress
- *Milestones* are the end-point of a process activity
- *Deliverables* are project results delivered to customers
- The waterfall process allows for the straightforward definition of progress milestones

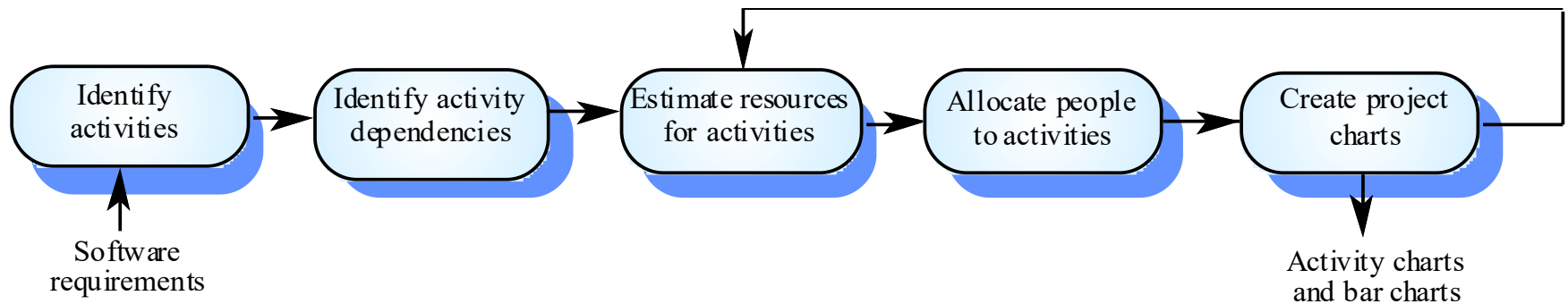
Milestones in the RE process



Project Scheduling

- Split project into tasks and estimate time and resources required to complete each task
- Organize tasks concurrently to make optimal use of workforce
- Minimize task dependencies to avoid delays caused by one task waiting for another to complete
- Dependent on project managers intuition and experience

The Project Scheduling Process



Scheduling Problems

- Estimating the difficulty of problems and hence the cost of developing a solution is hard
- Productivity is not proportional to the number of people working on a task
- Adding people to a late project makes it later because of communication overheads
- The unexpected always happens. Always allow contingency in planning

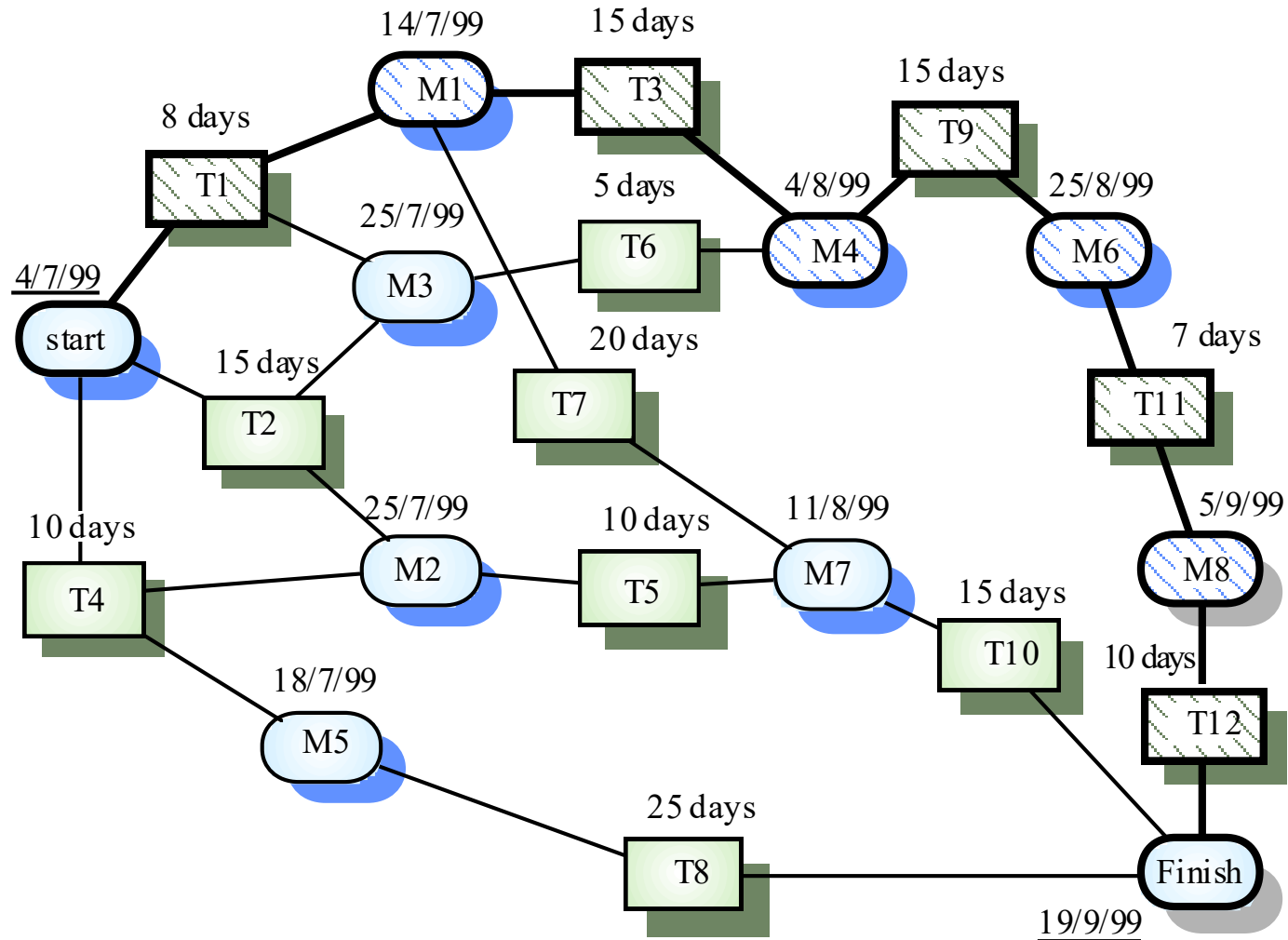
Bar Charts & Activity Networks

- Graphical notations used to illustrate the project schedule
- Show project breakdown into tasks. Tasks should not be too small. They should take about a week or two
- Activity charts show task dependencies and the the critical path
- Bar charts show schedule against calendar time

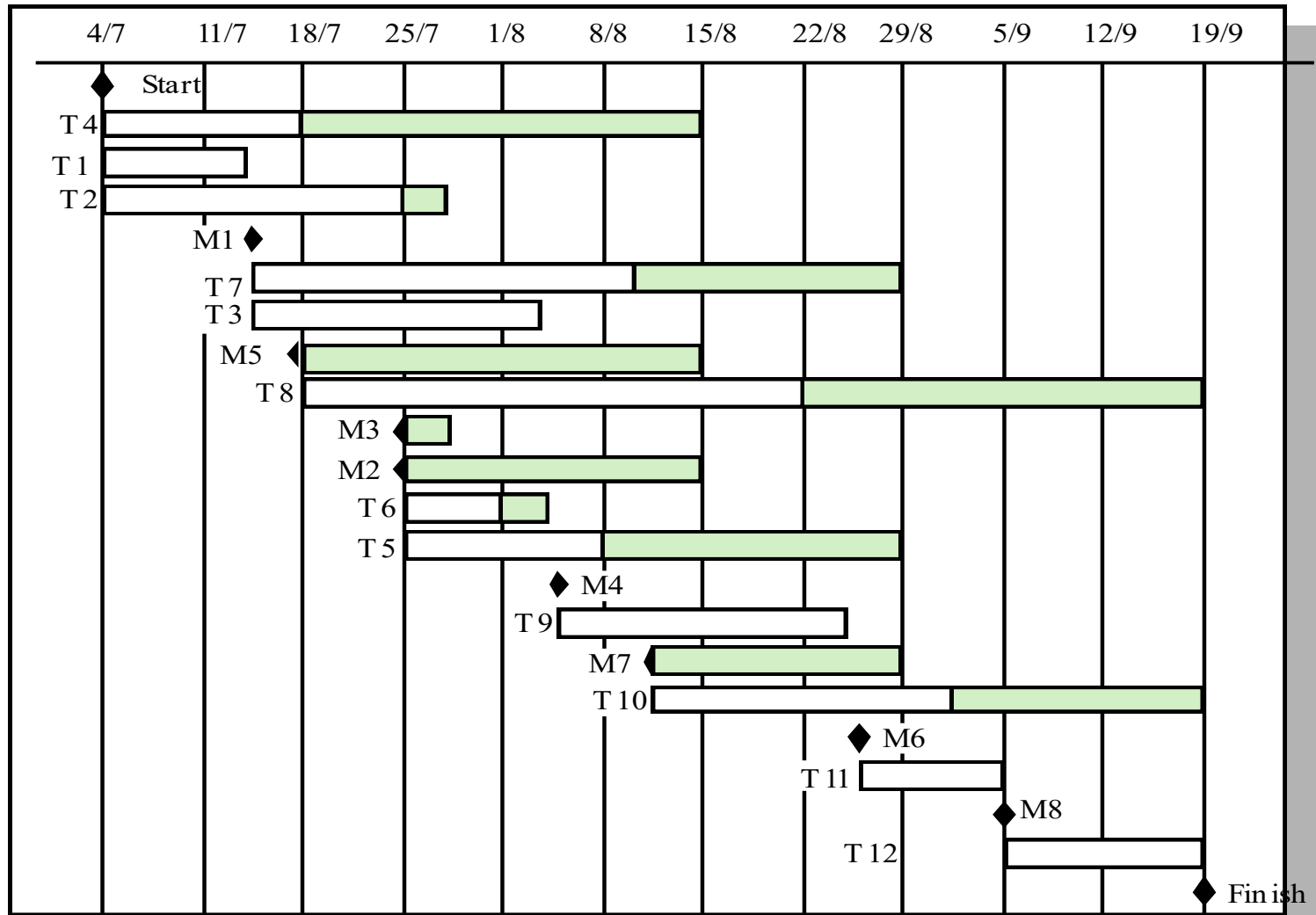
Task durations and dependencies

Task	Duration (days)	Dependencies
T1	8	
T2	15	
T3	15	T1 (M1)
T4	10	
T5	10	T2, T4 (M2)
T6	5	T1, T2 (M3)
T7	20	T1 (M1)
T8	25	T4 (M5)
T9	15	T3, T6 (M4)
T10	15	T5, T7 (M7)
T11	7	T9 (M6)
T12	10	T11 (M8)

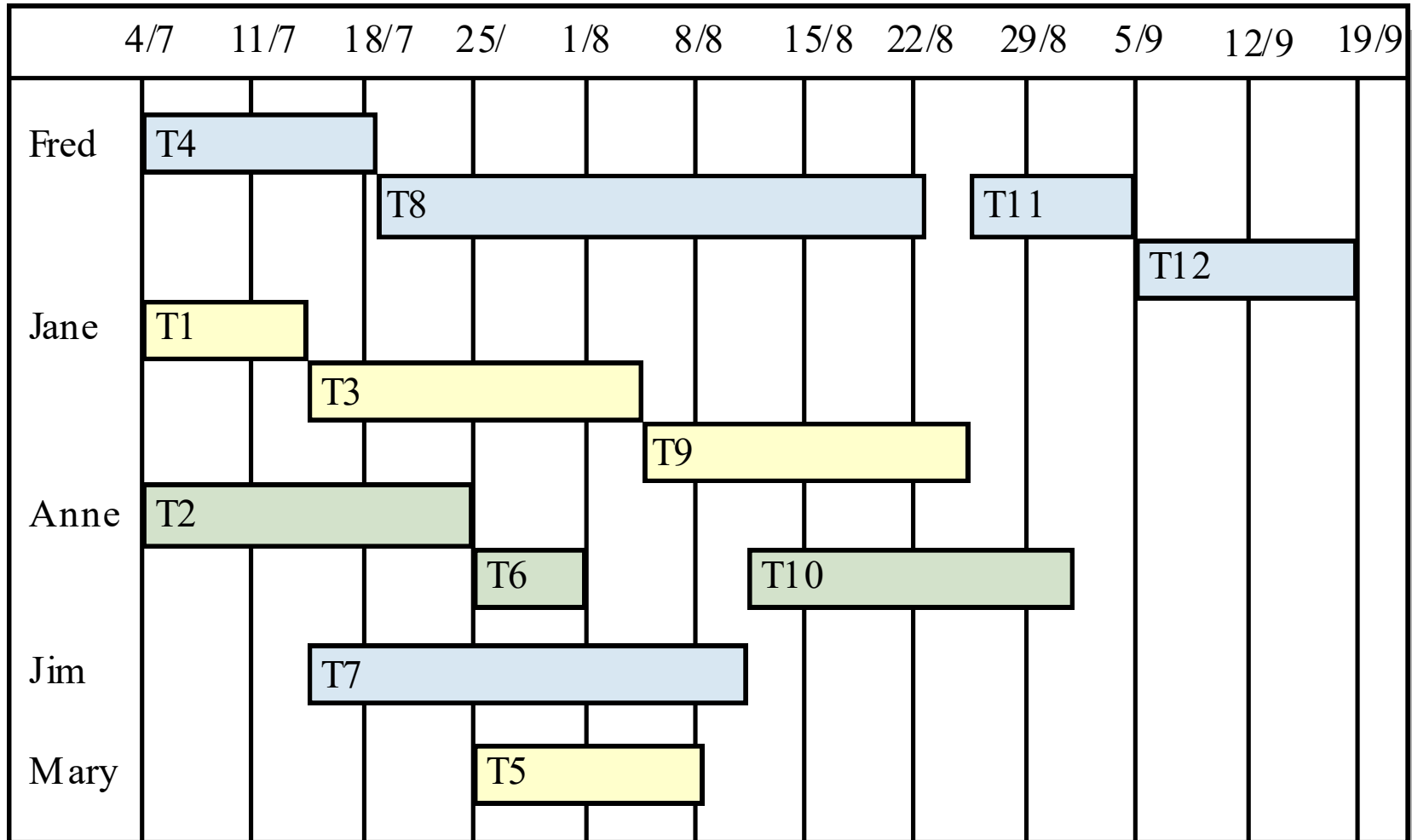
Activity Network



Activity Timeline



Staff Allocation



Risk Management

- Risk management is concerned with identifying risks and drawing up plans to minimise their effect on a project.
- A risk is a probability that some adverse circumstance will occur.
 - Project risks affect schedule or resources
 - Product risks affect the quality or performance of the software being developed
 - Business risks affect the organisation developing or procuring the software

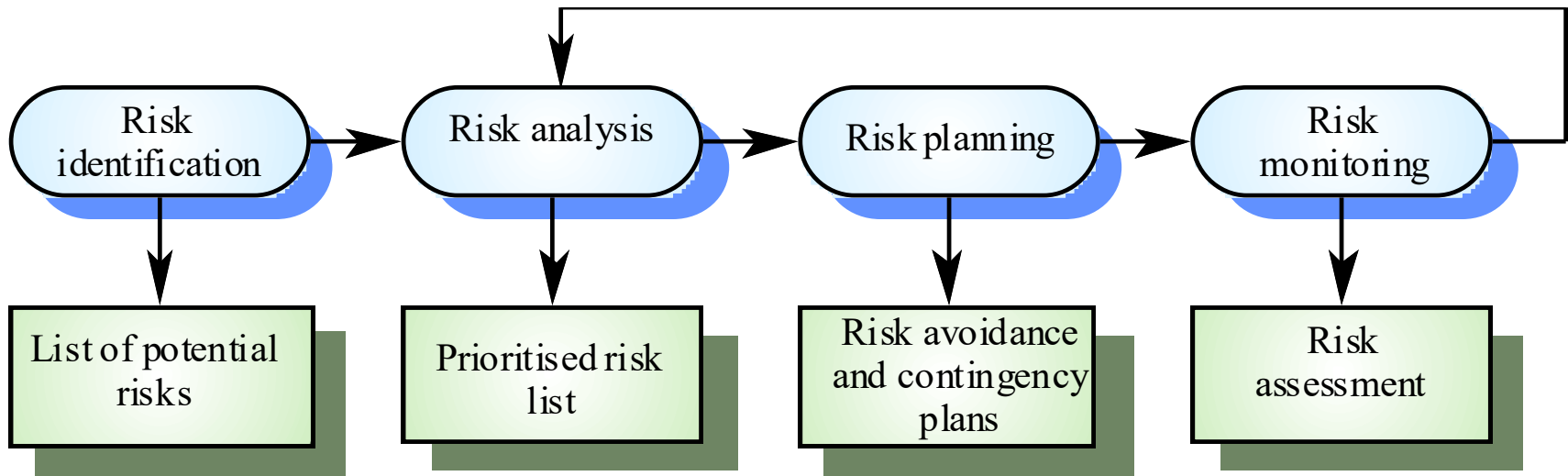
Software risks

Risk	Risk type	Description
Staff turnover	Project	Experienced staff will leave the project before it is finished.
Management change	Project	There will be a change of organisational management with different priorities.
Hardware unavailability	Project	Hardware which is essential for the project will not be delivered on schedule.
Requirements change	Project and product	There will be a larger number of changes to the requirements than anticipated.
Specification delays	Project and product	Specifications of essential interfaces are not available on schedule
Size underestimate	Project and product	The size of the system has been underestimated.
CASE tool under-performance	Product	CASE tools which support the project do not perform as anticipated
Technology change	Business	The underlying technology on which the system is built is superseded by new technology.
Product competition	Business	A competitive product is marketed before the system is completed.

The Risk Management Process

- Risk identification
 - Identify project, product and business risks
- Risk analysis
 - Assess the likelihood and consequences of these risks
- Risk planning
 - Draw up plans to avoid or minimise the effects of the risk
- Risk monitoring
 - Monitor the risks throughout the project

The Risk Management Process



Risk Identification

- Technology risks
- People risks
- Organisational risks
- Requirements risks
- Estimation risks

Risks and risk types

Risk type	Possible risks
Technology	The database used in the system cannot process as many transactions per second as expected. Software components which should be reused contain defects which limit their functionality.
People	It is impossible to recruit staff with the skills required. Key staff are ill and unavailable at critical times. Required training for staff is not available.
Organisational	The organisation is restructured so that different management are responsible for the project. Organisational financial problems force reductions in the project budget.
Tools	The code generated by CASE tools is inefficient. CASE tools cannot be integrated.
Requirements	Changes to requirements which require major design rework are proposed. Customers fail to understand the impact of requirements changes.
Estimation	The time required to develop the software is underestimated. The rate of defect repair is underestimated. The size of the software is underestimated.

Risk Analysis

- Assess probability and seriousness of each risk
- Probability may be very low, low, moderate, high or very high
- Risk effects might be catastrophic, serious, tolerable or insignificant

Risk analysis

Risk	Probability	Effects
Organisational financial problems force reductions in the project budget.	Low	Catastrophic
It is impossible to recruit staff with the skills required for the project.	High	Catastrophic
Key staff are ill at critical times in the project.	Moderate	Serious
Software components which should be reused contain defects which limit their functionality.	Moderate	Serious
Changes to requirements which require major design rework are proposed.	Moderate	Serious
The organisation is restructured so that different management are responsible for the project.	High	Serious
The database used in the system cannot process as many transactions per second as expected.	Moderate	Serious
The time required to develop the software is underestimated.	High	Serious
CASE tools cannot be integrated.	High	Tolerable
Customers fail to understand the impact of requirements changes.	Moderate	Tolerable
Required training for staff is not available.	Moderate	Tolerable
The rate of defect repair is underestimated.	Moderate	Tolerable
The size of the software is underestimated.	High	Tolerable
The code generated by CASE tools is inefficient.	Moderate	Insignificant

Risk Planning

- Consider each risk and develop a strategy to manage that risk
- Avoidance strategies
 - The probability that the risk will arise is reduced
- Minimisation strategies
 - The impact of the risk on the project or product will be reduced
- Contingency plans
 - If the risk arises, contingency plans are plans to deal with that risk

Risk management strategies

Risk	Strategy
Organisational financial problems	Prepare a briefing document for senior management showing how the project is making a very important contribution to the goals of the business.
Recruitment problems	Alert customer of potential difficulties and the possibility of delays, investigate buying-in components.
Staff illness	Reorganise team so that there is more overlap of work and people therefore understand each other's jobs.
Defective components	Replace potentially defective components with bought-in components of known reliability.
Requirements changes	Derive traceability information to assess requirements change impact, maximise information hiding in the design.
Organisational restructuring	Prepare a briefing document for senior management showing how the project is making a very important contribution to the goals of the business.
Database performance	Investigate the possibility of buying a higher-performance database.
Underestimated development time	Investigate buying in components, investigate use of a program generator.

Risk Monitoring

- Assess each identified risks regularly to decide whether or not it is becoming less or more probable
- Also assess whether the effects of the risk have changed
- Each key risk should be discussed at management progress meetings

Risk Factors

Risk type	Potential indicators
Technology	Late delivery of hardware or support software, many reported technology problems
People	Poor staff morale, poor relationships amongst team member, job availability
Organisational	organisational gossip, lack of action by senior management
Tools	reluctance by team members to use tools, complaints about CASE tools, demands for higher-powered workstations
Requirements	many requirements change requests, customer complaints
Estimation	failure to meet agreed schedule, failure to clear reported defects